



# God Sends Elijah to Help

Goal: To hear how God provides for a woman in need.

## RECOGNIZING GOD'S GRACE . . .

### . . . In 1 Kings 17:8-16

God told the prophet Elijah to go to Zarephath where he would find a widow God had instructed to take care of him. He found the widow, who gave him water and food (vv. 10-11).

The widow was desperately poor and had “only a handful of flour in a jar and a bit of oil in a bottle” (v. 12; CEB). She was getting ready to prepare the last meal for herself and her son.

But Elijah spoke hope and grace. He asked the widow to make a loaf of bread for him, and afterward she and her son would be able to eat. Then Elijah announced: “This is what Israel’s God, the LORD, says: The jar of flour won’t decrease and the bottle of oil won’t run out until the day the LORD sends rain on the earth” (v. 14, CEB). The widow shared what she had and the household “ate for many days” (v. 15, CEB). The gracious promise came true: “The jar of flour didn’t decrease nor did the bottle of oil run out, just as the LORD spoke through Elijah” (v. 16, CEB).

God cared for Elijah and the widow. Both were grateful to God for feeding them when they were hungry.

### . . . In Your Children’s Experiences

This story is rich in images and actions that introduce the children to one of God’s prophets who was helped by a woman. In some ways, Elijah was a refugee, going to a new place where he knew no one. It is like other stories in the Old Testament where God’s people are miraculously fed. Children are aware of those whose lives are bounded by poverty and hunger, children who don’t have the economic resources they have. They are aware of children who live without the assurance there will always be food to eat, clothes to wear, or a bed to sleep in. This story offers a great opportunity to talk about the realities of life, such as the experiences of refugees coming to our country who have nothing.

### . . . In Your Relationships with the Children

Read the chapters before this story so you are familiar with its context. The children may need help understanding about the famine because of the lack of rain. Everyone was suffering, just trying to survive. Recent storms around the world present the same kind of situation that children may know about. Children will be curious about the miracle of God giving flour and oil that never ran out. God provided for the widow, her son, and Elijah. Miracles happen today when we help others in need. Children can understand that we act in response to God’s love by sharing.

*Dear God, make me an instrument of your peace.  
Give me a heart for all of your children. Amen.*



## Supplies

### Music & Melodies

[bit.ly/GGGMusicMelodies](http://bit.ly/GGGMusicMelodies)

### Stories, Colors & More (SCM) i-iv, 9, 18, 20

basic supplies  
(see p. vii)

internet-connected  
device

blanket or mats

candle

## Guided Play

choice 2: water play  
area

choice 3: small bell

## Exploring

choice 3: cut out copies  
of **Grace Notes (GN) 1**;  
a basket for each child  
made in advance from a  
paper lunch bag

choice 4: copies of **GN 2**

Water play is a soothing activity for young children. Supervise them carefully. Remind the children of a few simple rules, such as no splashing. Remind them to share.

## GATHERING IN GOD'S GRACE

### Before the Children Arrive

Designate a story corner and lay out a blanket or individual mats for the children so their backs will be to the door.

Use **SCM i-ii**, “Your Visual Schedule,” to provide clear expectations and a visual cue for the group.

See **SCM iii-iv** for the key to icons (for example, **LG** **T**) and ways to adapt for children with special needs or disabilities.

Select the activities that will work best for you and your children. You do not need to do everything suggested!

“Exploring God’s Grace” choice 3 requires more prep.

### Welcoming and Guided Play

**TD** **SD**

Greet children as they arrive and say, “Grace and peace be with you.” Prompt them to respond, “And also with you.” Be attentive to any children who might be coming for the first time.

Introduce yourself to the parents/caregivers. Explain to them that the children will hear a story about God providing food for a woman, her son, and Elijah.

Invite the children to choose a guided play activity to start:

1. **Play Dough**—Give the children play dough and invite them to make “bread.” Encourage them to knead the dough to make a loaf of bread, to then make a loaf shape from the dough. Pretend to cut the bread and serve it to others.
2. **Playing with Water**—Invite the children to play with the water using different size bowls and measuring cups. Place a plastic tablecloth or drop cloth on a low table or on the floor under the water play area. If you use a tub of water, set it on a low table. Put bowls and cups near the water table or tub and invite the children to play with the items in the water.
3. **Acknowledging Sharing**—Invite the children to play with blocks or toys or in the kitchen area. Pay attention to sharing happening among the children. Acknowledge and praise sharing. Ring a small bell and say the child’s name. Children will want to be seen and acknowledged and will begin to do acts of sharing.

**T** *Giving young children a gentle warning that you will be shifting focus soon helps them to mentally prepare for the change. Alerting them calmly makes a change feel like less of an emergency.*



## Transitioning to Story Time

When the children are ready to move into group time, call them to the story corner, singing “God Is with Me”—**SCM 18**. Remind them about the joy we feel knowing that God is with us all the time.

### Follow Me



Invite the children to repeat each line after you and follow your motions.


I am looking for God. (*cup hands around eyes*)  
 I am following God. (*march in place*)  
 I am learning to share. (*move both hands out with palms up*)  
 I am being kind. (*hug a neighbor’s shoulder*)  
 I am loving God. (*cross hands over chest*)

### Hands Go Up



Invite the children to follow your motions. Prompt them to repeat the words after you on a second reading.

Hands go up. (*raise hands in air*)  
 Hands go down. (*move hands to sides*)  
 I can turn myself around. (*turn around in a circle*)  
 I can stand up on one shoe. (*stand on one foot*)  
 I can listen, (*cup hand by ear*)  
 So can you. (*point to another*)  
 I can sit. I’ll show you how. (*sit on floor*)  
 Bible time is starting now. (*point finger to wrist*)



Today’s story can be found in *Growing in God’s Love: A Story Bible*, edited by Elizabeth F. Caldwell and Carol A. Wehrheim (Louisville, KY: Flyaway Books, 2018), [www.pcusastore.com](http://www.pcusastore.com).

## Hearing the Story



Turn on the candle, saying, “God, your Word is our light.” Repeat the phrase, prompting the children to say “light” with you.

Open the Bible to 1 Kings 17 so the children know the story comes from the Bible.

Tell the children that they are going to hear a story about God providing food for a woman, her son, and Elijah.

Read **SCM 9**. Express the emotions of the story with your voice, gestures, and facial expressions.

Conclude the story by prompting the children to say, “Amen.”

Read the story again, inviting the children to act out the parts of Elijah and the woman. Each child can choose who they would like to be in the story and make their own choices for their actions.

Turn off the candle.



## EXPLORING GOD'S GRACE

### 1. Making Bread Song L

Sing “This Is the Way We Make Our Bread” to the tune of “Here We Go Round the Mulberry Bush.” Use the suggested motions or make up your own with the children.

This is the way we gather sticks, gather sticks, gather sticks.  
This is the way we gather sticks so early in the morning.  
(*pantomime gathering sticks*)

This is the way we build our fire, build our fire, build our fire.  
This is the way we build our fire so early in the morning.  
(*pantomime placing sticks and building a fire*)

This is the way we stir the flour, stir the flour, stir the flour.  
This is the way we stir the flour so early in the morning.  
(*pantomime stirring flour in a bowl*)

This is the way we pour the oil, pour the oil, pour the oil.  
This is the way we pour the oil so early in the morning.  
(*pantomime pouring oil in a bowl*)

This is the way we mix our bread, mix our bread, mix our bread.  
This is the way we mix our bread so early in the morning.  
(*pantomime mixing dough*)

Now we will bake and eat our bread, eat our bread, eat our bread.  
Now we will bake and eat our bread, so early in the morning.  
(*pantomime eating bread*)

### 2. Day after Day L MS

Remind the children that God provided for Elijah, the woman, and her son day after day. Play a repetition game with the children.

- ▼ Play music and invite the children to move and dance for joy that they have flour and oil to make bread today.
- ▼ Stop the music and say, “Stop! Will there be flour and oil for bread tomorrow?”
- ▼ Invite the children to respond, “Yes! God will provide!”
- ▼ Play the music again. Repeat over and over!



### 3. Bread, Bread, and More Bread

Before the session, cut out the bread shapes from copies of **GN 1** for each child. Make a basket for each child by cutting across a lunch bag about seven inches from the top. Then cut a one-inch wide strip from the top piece. Open that piece up and staple the ends to the front and back of the bottom part of the bag to make a handle. Cover the staples with masking tape so that the staples don't scratch the children.

Hand out the baskets and invite the children to color and decorate their baskets. Hand out several bread shapes to each child and invite them to color the bread. When they have finished coloring, invite the children to put one loaf of bread in their basket. Say, "Each day, God gave bread to Elijah, the woman, and her son." Repeat with each loaf of bread. Write on each basket, "God provides!"

Use "wonder" questions that do not force a child to remember facts. Wonder questions help a child think aloud. Answers are neither right nor wrong. They help teach children to speak from their hearts.

### 4. Coloring Page

C

Hand out **GN 2** and crayons. Invite the children to color the picture. Engage the children in conversation as they color using the following wondering questions.

- ▼ I wonder, "What kind of bread did the woman make?"
- ▼ I wonder, "Did they get tired of eating bread?"
- ▼ I wonder, "When will it start raining again?"

T *Transitions can be difficult. This may be a good time for some quick physical activities, such as hopping up and down, wiggling their nose, wiggling their fingers, and so forth.*

## LOVING AND SERVING GOD

FA

Call the children together, singing "God Takes Care of Me"—**SCM 20**. Repeat words and phrases as appropriate.

Ask the children how God provides for them and their families. Ask how they can provide for others.

If you would like to share a snack, now would be a good time. Pray:

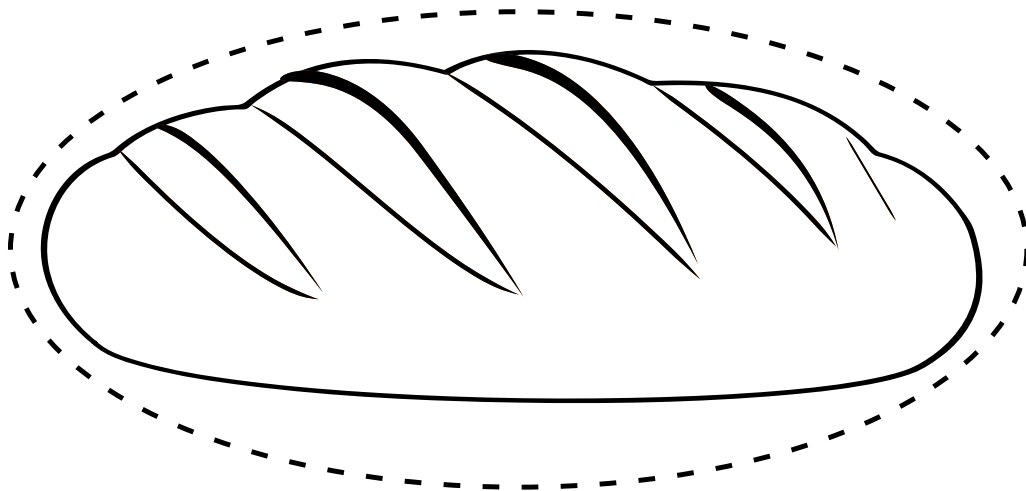
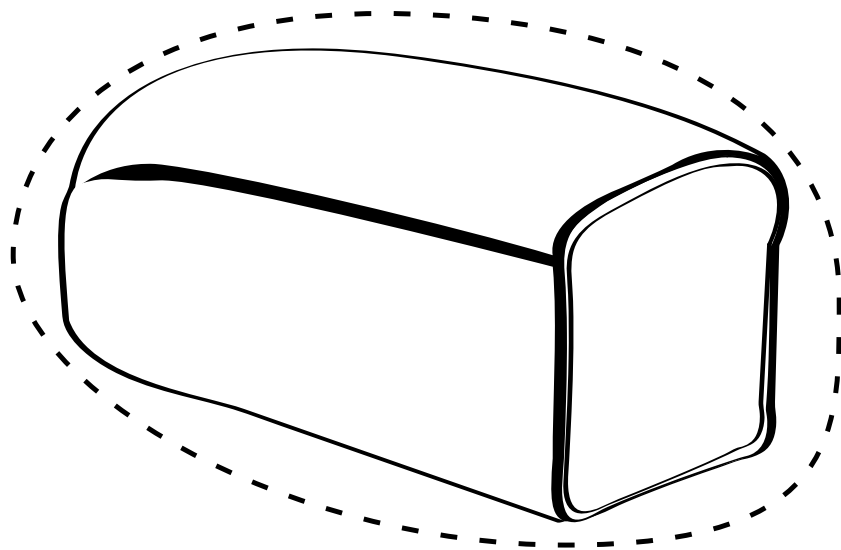
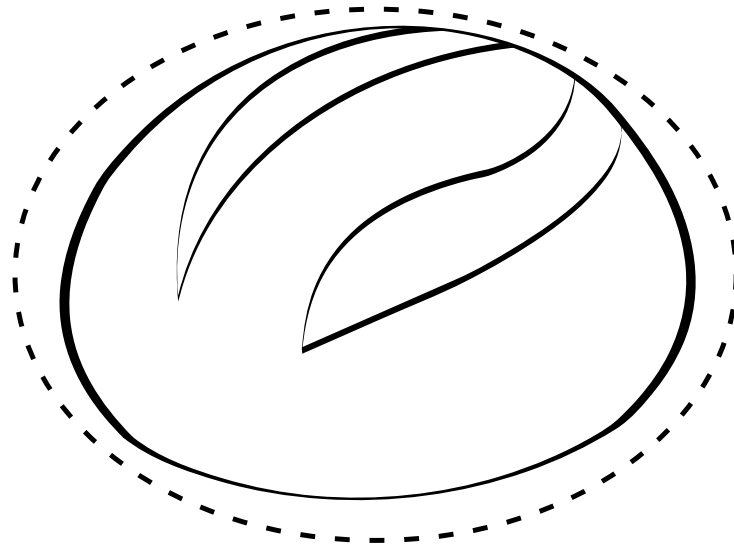
God, we give our thanks:  
For food that fills our bellies,  
For time with friends and family,  
For homes where we find love.  
We give our thanks for these.  
Amen.

As the children leave, bless them: "(Name), the care and grace of God is with you."



Ask parents and caregivers for their email addresses so that you can provide them with the link to [www.pcusastore.com/GGGdownloads](http://www.pcusastore.com/GGGdownloads), where they can download coloring pages, *Grace Sightings*, audio stories, and songs (see p. vii).










# God Sends Elijah to Help



Day after day, God provided for the woman, her son, and Elijah.

