



# Everything Begins with God

**Goal:** To extend God's gracious welcome to all people.

## RECOGNIZING GOD'S GRACE . . .

### . . . In Isaiah 56:1–8

Isaiah looks to the future. In this magnificent vision, God embraces all nations and extends God's covenant agreement. God says, "My house will be known as a house of worship for all nations." Here is God's gracious love for which we can be grateful!

To people who had returned from exile in Babylon and were unsure about their land and future, the words of the prophet provided hope. A new community will be formed by God and "God's people" will be widened as God's glory is demonstrated to the world. The promises begin with God saying: "Soon I will come to save you; my saving power will be seen everywhere on earth" (v. 1).

The coming glory of God begins with God's actions among the people. God will act to save in the future as God has acted to save in the past. Everything begins with God!

Those who had been outside God's holy people will now come in (vv. 3–7). God promises "to bring together my people who were taken away, and let them join the others" (v. 8).

This wonderful description of God extending grace to all nations brings forth our gratitude to God!

### . . . In Your Children's Experiences

Children begin a new school year in August or September each year by greeting old friends from previous years and meeting new children who are in their class. Every year teachers work to help form these children into a new community. Children may experience varieties of abilities, ethnicities, and even languages. The kind of experiences a child has when she or he has a chance to live and learn in a diverse setting provides a great context for hearing this story of Isaiah's vision for the future. Just as God extends grace and welcome to all nations, so we too can extend God's love to all of the people we meet.

### . . . In Your Relationships with the Children

Be aware of the experiences your children are having with difference or diversity. Perhaps there is even diversity of abilities, or race, or first languages in your class. The story of Isaiah's vision of God's gracious welcome to all people can be explored by inviting children to talk about their experiences of being welcomed or welcoming someone who is different from them. The community that God envisions is not always easy and requires hard work. Invite children to name the good things and the hard things required of living in God's way.

*Thank you, God, for making me and the children givers and gifts.  
Strengthen us to be bearers of hope and joy. Amen!*



## Supplies

### Music & Melodies

[bit.ly/GGGMusicMelodies](http://bit.ly/GGGMusicMelodies)

### Stories, Colors & More (SCM) i–iv, 13, 20, 22

basic supplies  
(see p. vii)

audio stories (optional)  
(see p. vii)

internet-connected  
device

colored dots or stickers

blanket(s)

bell

building blocks

### Grace Notes (GN) 1

## Responding

### Claiming

magazines, prepared  
poster board

### Celebrating

globe (or an atlas with  
a map of the world);  
optional: invited guest;  
simple refreshments  
such as crackers, juice

### Bonus Activity

copies of **GN 2**

## GATHERING IN GOD'S GRACE

Post **SCM i–ii**, “Your Visual Schedule,” to provide clear expectations and a visual cue for the group.

See **SCM iii–iv** for the key to icons (for example, **LG** **T**) and ways to adapt for children who have special needs or disabilities.

“Claiming God’s Grace” and “Celebrating God’s Grace” require more prep.

### Welcoming and Preparing

**LG A B M MS**

Welcome each child with, “Grace and peace be with you, (Name).” Prompt the children to respond, “And also with you.” Hand each child a colored dot or sticker.

Invite children to help prepare the worship space. Provide a candle, a Bible, and building blocks.

Ask some children to help prepare today’s Responding in Gratitude activities and suggest that one or two prepare to lead today’s singing.

Spread a blanket on the floor and ask all the children to stand on it. If you have a large group, use more than one blanket. Have everyone step off. Fold the blanket to make it smaller, and have the group try again. Continue folding the blanket into smaller sizes until the entire class can no longer fit on the blanket. Ask the children with one color dot to get off the blanket. They no longer belong in the game. Have the rest keep playing. When you need to, have the children with another color dot stop playing because they no longer belong. When you can no longer fold the blanket any smaller, have everyone sit down, and wonder:

- I wonder, “How did you feel to be asked to leave the group?”
- I wonder, “How did you feel to be part of the group left playing?”
- I wonder, “Was the game fair? Why? Why not?”
- I wonder, “If the blanket was the church, how would you decide who stays in and who is out?”

### Singing

Gather the group together in the worship space. Play “Alabad al Señor (Let Us Give Praise to God)”—**SCM 20**—and sing along.

### Praying

Turn on the candle. Allow for a couple of moments of silence. Invite children to consider and name ways they know God is with them. As children take turns naming God’s presence, lead the rest of the group in saying, “Thank you, God!” in response to each offering. Pray:

God, thank you for our church, where we come to learn and to worship. Thank you, also, for our group. Help us to do what is right and just. Amen.




## Preparing to Hear the Story C L

Describe the story's scene. Long after the time of King David, the people of Israel were taken into exile in Babylon, where they lived for many years. Their homes and temple in Jerusalem were destroyed. They were sad, but, after about forty years, they were allowed to return home. They began to rebuild the temple. Ask the children to build the foundation for the temple, a simple rectangle of blocks.

People started to argue about who could worship in the temple, who was a “true” Israelite, who belonged, and who didn't belong.

Isaiah talks about the “holy mountain” of God, referring to Jerusalem. People had always said that they were going “up” to Jerusalem, partly because the city is set on a high hill.



Do your children (especially younger ones) need some help with statue poses? Have the insiders start proud, and the outsiders dejected. Have the insiders bring the outsiders into the middle. Help the statues strike poses to show a holy mountain and a house of prayer.

## Hearing the Story L

Have a child open the Bible to Isaiah 56 and place the open Bible on the worship table.

Read the story from **SCM 13** or ask a volunteer to read. Use your voice and expression to make the story engaging. As you read, invite the children to continue building the temple.

Conclude by saying, “Word of wisdom, word of grace,” and prompt children to say, “Thanks be to God.”

## Reflecting on God's Grace B

Gather the children into two groups: Insiders and Outsiders. Insiders are people who know they belong in God's house. They pose as statues in the middle of the room. Outsiders are those who don't belong in God's house. Have them pose around the edges. Read the story from *The Message* on **GN 1**, ringing the bell where indicated. Ask the group to change statue poses when the bell rings to show what the passage says about insiders and outsiders.

Have all the statues take a bow and then sit down. Wonder:

- ▼ I wonder, “What size blanket is God using for the house of God?”
- ▼ I wonder, “How would Outsiders feel about being welcomed in?”
- ▼ I wonder, “How would Insiders feel about Outsiders being welcomed?”
- ▼ I wonder, “How does this message apply to our church today?”
- ▼ I wonder, “Who are the Insiders? Who are the Outsiders? Who are you?”
- ▼ I wonder, “How can we welcome Outsiders?”

## Singing

Give God an offering of music. Play and sing together “We Are Blessed to Be a Blessing”—**SCM 22**. Turn off the candle.



## RESPONDING IN GRATITUDE

Select activities appropriate for your group and for the time available.



You may need to move to another activity while the poster dries.

### Claiming God's Grace

*Before the session, draw a jigsaw puzzle on one side of poster board with a marker. Make sure there are many puzzle pieces, but do not make them too small.*

Have the group cut out pictures of people of different races, ages, and abilities. Use a sponge to spread a thin layer of glue on the backs of the pictures. Glue them to the other side of the poster board until it is completely covered. Turn the sheet over, exposing the jigsaw puzzle shapes. Cut out the puzzle pieces, following the jigsaw puzzle lines. Mix up the pieces, hiding one of the pieces. Ask children to put the puzzle back together. When they find that a piece is missing, help them “find” it. Talk about why every piece is important. What does that tell us about our community and world? How might this remind us of Isaiah’s message? How can we share Isaiah’s message with others?



Option: Invite a refugee family to join your group and share some of their culture.

### Celebrating God's Grace

*Before the session find someone in your congregation who is a newcomer to your country. Invite that person to visit your group to talk about their homeland.*

Explain that God told the prophet Isaiah that God welcomes everyone. God is concerned with all nations—all countries and all people. Display a world map or a globe. Invite children to point out where they (or best friends, relatives, and so on) live. Now look at all the other countries. Talk about how God loves every person in our world. Ask them how they feel when they hear that message.

Ask your guest to bring music from their country to lead a song or dance. Encourage children to help the person feel welcome; if desired, provide a simple snack for the group and have a volunteer offer some refreshments to the visitor.

### Praying God's Grace

Ask the children to sit in front of blank mural paper. On the paper, sketch a mountain shape. Around the edges of the shape, print “I’ll bring them to my holy mountain and give them joy in my house of prayer.” Read the words aloud as you print them on the page.

At intervals, print the following inside the mountain shape:

- ✎ You are great, God, because . . .
- ✎ Thank you, God, for . . .
- ✎ I’m sorry, God, about . . .
- ✎ God, please help . . .
- ✎ God, show us how to care for . . .
- ✎ I’m listening, God . . .

Provide fine-tipped colored markers. Invite children to print prayers on the mountain under the appropriate phrase. Pray the prayers together.

### Bonus Activity

Hand out copies of **GN 2**. Remind the children that “justice” means treating all people fairly. Ask them to circle the pictures on **GN 2** that show people acting in a way that shows justice. Invite them to color the pictures. As the children color, wonder together how to find justice for the people in each of the pictures. Have the children suggest righting situations that are not right and recognizing situations that are right.

## LOVING AND SERVING GOD

LG


Invite the children to gather and lead them in cleaning up the worship space.


Have the children hold one hand of the person on each side of them. Look to the child on your right and say, “Peace be with you.” Prompt the child to respond, “And also with you.” That child exchanges the message of peace with the child who is on his or her right side. The peace exchange moves around the circle, passing from child to child and ending with you. Invite all of the children to join with you in saying, “Amen.”


Dismiss the children with the following prayer, or one of your own:

God, help us to know and to do what is right. Help us to welcome those who are outcasts, and to remember that your house is for all people. Amen.




“God says to the insiders . . . “Be on guard: Do what’s right and do it in the right way. 


For salvation is just around the corner, my setting-things-right is about to happen. How blessed are you who are insiders, who keep my laws, who watch your step and do nothing wrong! 


Some outsiders who follow God might want to say, ‘God put me in second-class. I don’t really belong.’ Or ‘I’m damaged goods. I don’t really belong.’ ” 


Don’t you insiders let that happen! 

For God says: “To the outsiders who keep my laws and choose what delights me, I’ll provide them an honored place in my family and within my city . . . 

. . . even more honored than that of the insiders. These honors will never be taken away. 

As for the outsiders who now follow me, working for me, loving my name, and wanting to be my servants—all who keep my laws—I’ll bring them to my holy mountain and give them joy in my house of prayer. 

They’ll be welcome to worship the same as the ‘insiders.’ Oh yes, my house of worship will be known as a house of prayer for all people.” 

The Decree of the Master, God himself, who gathers in the exiles of Israel: “I will gather other outsiders also, gather them in with those already gathered.” 





# Justice

